

APW-895NE(Economy type)

Lockstitch Automatic Welting Machine
(for straight pockets without flaps)

JUKI



APW-895NE (Economy type)

SPECIFICATIONS

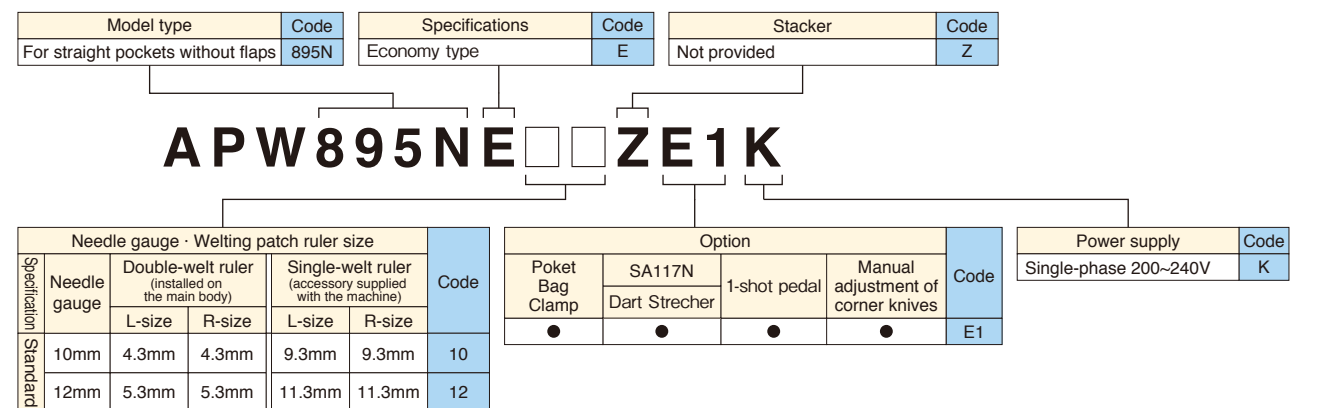
Model name	APW-895NE
Sewing speed	Max. 3,000 sti/min*
Kind of welts	Parallel double welt, parallel single welt(without flaps)
Stitch length	Standard 2.5mm (2.0~3.4mm)
Stitch length (fastening stitching)	Condensation stitching : Standard 1.0mm (0.5~1.5mm) Back-tack stitching : Standard 2.0mm (0.5~3.0mm) *Changeable between condensation / back tack stitching
Corner-knife cutting adjusting method	Mechanical adjustment
Needle	DP x 17 Standard #16 (#14~#18), 190R Standard #100 (#100~#110)
Thread	SPUN #60 (recommend)
Hook	Vertical-axis 1.7-fold capacity hook
Number of independent sewing patterns	99 patterns (999 patterns when a CF memory card is used)
Number of cycle sewing patterns	20 patterns
Number of alternate sewing patterns	20 patterns
Machine head	2-needle, lockstitch machine
Cloth feeding system	Driven by a stepping motor
Compressed air /Air consumption	0.5MPa, 40dm ³ /min (ANR)
Weight	238.5kg
Dimensions	1,095mm(W)×1,500mm(D)×1,200mm(H)

Model name	With / Without (corner knife and center knife)	Sewing length (welt length)	Needle gauge (mm)
APW-895NE (Economy type)	Without	Min. 18mm~Max. 220mm (settable in increments of 0.1mm)	10, 12
	With	Min. 35mm When a solenoid valve is used: Min. 21mm *For a needle gauge width of 14mm or more, the minimum sewing length is 50mm.	

sti/min stands for "Stitches per Minute."

WHEN YOU PLACE ORDERS

Machine head



JUKI ECO PRODUCTS

APW-895NE is an eco-friendly product which complies with JUKI ECO PRODUCTS standards for protecting the environment.



● The sewing machine complies with the "Juki Group Green Procurement Guidelines" on the use of hazardous substances, which is stricter than other restrictions, such as those of the RoHS Directive.

For details of JUKI ECO PRODUCTS, refer to : http://www.juki.co.jp/eco_e/index.html

*The RoHS Directive is an EU Directive limiting the use of 6 hazardous substances (lead, hexavalent chromium, mercury, cadmium, PBB and PBDE) in electrical and electronic equipment.
The Juki Green Procurement Guideline is the voluntarily established criteria to eliminate not only the aforementioned six substances, but also other ones which also adversely affect the environment.



Registered Organization : JUKI CORPORATION Head Office
The Scope of the Registration : The activities of research, development, design, sales, distribution, and maintenance services of industrial sewing machines, household sewing machines and industrial robots, etc., including sales and maintenance services of data entry systems.

JUKI

JUKI CORPORATION
SEWING MACHINERY & SYSTEMS BUSINESS UNIT

2-11-1, TSURUMAKI, TAMA-SHI,
TOKYO 206-8551, JAPAN
PHONE : (81) 42-357-2370
FAX : (81) 42-357-2274
<http://www.juki.com>

* Specifications and appearance are subject to change without prior notice for improvement.
* Read the instruction manual before putting the machine into service to ensure safety.
* This catalogue prints with environment-friendly soyink on recycle paper.

APW-895NE (Economy type)

APW-895NE provides excellent performance and high productivity in welting, such as slacks and working pants. It comes with a high-speed machine head that is able to perform sewing at 3,000 sti/min at the maximum. Even an inexperienced operator can easily sew slacks and working pants by just placing the fabric on the welting machine and carrying out the start operation.

Production welting process
without flaps

1900~2300
pcs. / 8 hours



Sewing straight pockets
(double welt)




Sewing straight pockets
(single welt)





Adjustment of the corner knife

The corner knives, which can be drawn out in the entire knife unit is adopted. The knives are easily adjusted and can also be changed with ease. The slim corner knife cover helps reduce material thrusting, thereby achieving material cutting with accuracy. Loosen the screw and manually adjust the position of corner knives.

Drawer type of entire knife unit



Manually adjust the position of corner knives



Standard equipment

Pocket bag presser device



When performing welting of slacks and working pants, the pocket bag presser device clamps the pocket bag for sewing it simultaneously with welting.

Dart stretcher



The dart stretcher clamps the end of material to smooth out the wrinkles on a garment body, thereby allowing the sewing machine to perform welting with consistency.

Operation pedal



One-shot operation pedal is adopted to start the sewing machine. The sewing step is moved forward by depressing the front part of pedal, and it is moved backward by depressing the rear part of pedal.

Selection of a sewing position by control panel

APW-895NE is equipped with a function to select a sewing position (from the operator side, from the counter operator side, at the center of the sewing length) when changing the length of the pocket. Note that the moving marker (option) is required if you wish to automatically move the marker line.



Control touch Panel
(IP-420)

