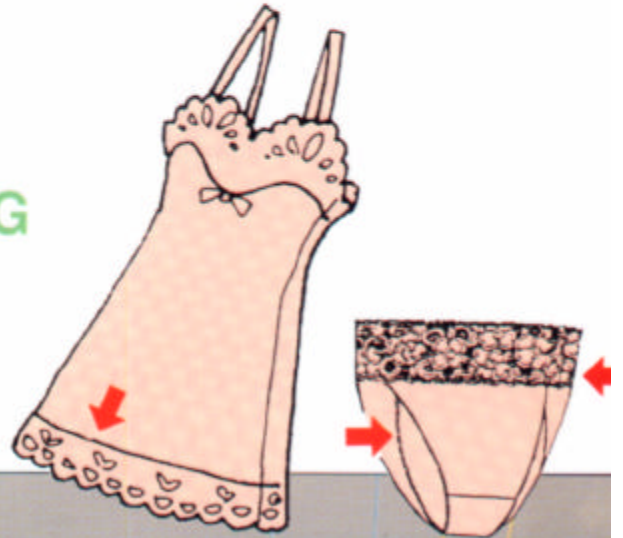


Yamato

VF2439, VF2539

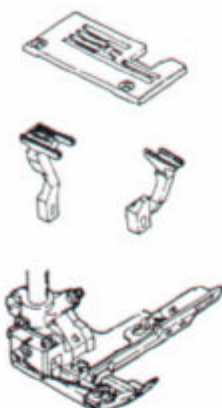
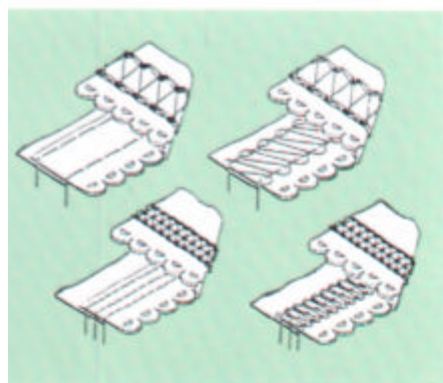
HIGH SPEED, FLAT BED 2-3 NEEDLE INTERLOCK STITCH MACHIN
WITH UPPER METERING DEVICE AND FABRIC TRIMMING KNIFE

BETTER RESULTS WITH
LESS SKILL ON ATTACHING
LACE OPERATION WITH
"YAMATO VF2439, 2539".



HIGH SPEED, FLAT BED 2:3 NEEDLE INTERLOCK STITCH MACHINES WITH UPPER METERING DEVICE AND FABRIC TRIMMING KNIFE

- Mechanical connections from Upper Shaft to Clutch Lever have been reduced to ensure more stable feeding elastic tape regardless of sewing speed.
- Lace or elastic tape can be easily inserted into Tension Rollers without moving right and left. Lace or elastic tape width is available up to 80mm.
- Lace or elastic tape feed is simply adjustable with Adjusting Screw on Clutch Lever.
- Clutch Components have been installed closer to Pulley than before so as to handle easily because of a wide space on the right side of the needles. And also, YAMATO unique functions of Tape Guides and Tension Rollers will enable you to operate satisfactorily resulting in high productivity.
- Fabric edge can be evenly cut by Upper Knife to form beautiful finish.
- This machine is suitable for attaching lace or elastic tape on lingerie, shorts and other foundation garments.



VF2439-S-1 VF2539-S-1

• Stitch Plate, Main Feed Dog

Stitch Plate and Main Feed Dog suitable for forming a finer stitch shown on the recent products with laces are equipped with as standard.

• Presser Foot

- ① Presser Foot unified with Presser Foot (Small) is adopted.
- ② To prevent lace from moving right and left on unevenness, Lace Guide (Right) is equipped with.
- ③ To make fabric easier to be put under Presser Foot, the point which edge first meets both Presser Foot and Feed Dog at the beginning of the Sewing has been approached the needle drop point.

Specification										
Models										
VF2439-S-1	2	UY128GAS	4 (3)	3.2 4.0	1.4~3.6			4.0mm Without spreader thread 8.0mm	31	5.000
VF2539-S-1	3	UY128GAS	5 (4)	5.6 6.4						

*Specification and appearance on this catalog are subject to change without notice. For correct handling of products described on this catalog, please read the instructions carefully before operation.



YAMATO SEWING MACHINE MFG. CO., LTD.

HEAD OFFICE 4-12, 4-Chome, Nishi-tenma, Kita-ku, Osaka, 530-0047, JAPAN
Tel.+81-6-6364-5621 Fax.+81-6-6364-7185

**YAMATO U.S.A. INC.
(Head Office)**

3465 Lakemount Blvd., Fort Mill, S.C.
29715 U.S.A.
Tel.+1-803-548-0334 Fax.+1-803-548-0405

**YAMATO U.S.A. INC.
(Los Angeles Branch)**

3449 South Main St., Los Angeles, CA
90007, U.S.A.
Tel.+1-323-234-0232 Fax.+1-323-234-0453

YAMATO MEXICO OFFICE

C/O Casa Diaz de Maquinas de Coser S.A. de
C.V. Fray Servando Teresa de Mier No.29,
Colonia Obrera Mexico D.F.C.P.06800
MEXICO
Tel.+525-5326-5255 Fax.+525-5761-3638

YAMATO EUROPE GmbH.

Hamburg-Freeport Africastrasse 4 D-20457
Hamburg, GERMANY
Tel.+49-40-355347-0 Fax.+49-40-354371

YAMATO (HONG KONG) CO., LTD.

Rm. 1417, Tung Ying Bldg., 100 Nathan Road,
Kowloon, HONG KONG
Tel.+852-2721-0251 Fax.+852-2723-0444

YAMATO SINGAPORE PTE. LTD.

6 Harper Road #03-01, Leong Huat Bldg.,
SINGAPORE 369674
Tel.+65-287-1955 Fax.+65-287-1028