

yamato

CM-351 class

Blindstitch Machine

YAMATO Blindstitch Machine Strongly Supports You with Its Stable Seam, Fine Quality Finish and High Versatility with Easy Adjustment.



ISO9001:2008
JQA-QM6412

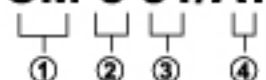
yamato

CM-351 class

Blindstitch Machine

■ Numbering on Model:

CM-3 51/AT



- ① Symbol of Series
- ② Class No. : 3 = Standard
- ③ Submodel by Application

④ Device(s)

- AT : Automatic Thread Trimmer
- T : Manual Thread Trimmer
- AL : Automatic Presser Foot Lowering Device
- TS* : Automatic Thread Trimmer with Automatic Stitch Fastening Device.
- TF : Automatic Thread Fastening Device
- TP : Thread Pull-off Device


■ Specifications

LW x 6T 1	1	-	3.2~8.5	1:1 ~ 1:1.5	-	10	-	3000	-	-

Except models without differential feed.

■ Submodels

Model	Applications / Remarks	Skip Stitch Mechanism
CM-351	For felling sewing on light to medium weight fabrics.	—
CM-352	For felling (blindstitching) on light to medium weight fabrics	○
CM-355	Exclusive for sewing bottom of trousers.	—
CM-356	Exclusive for lapel and collar padding.	—
CM-357	For blindstitching in the waist lines. With Automatic Depressing Plunger For medium weight fabrics	—
CM-359	For bookseaming on coat's backs.	—
CM-360	For pintacking on slacks, skirts, training pants, etc.	○
CM-364	For shirring operation on flare skirts, etc. With differential feed (Differential ratio 1:1 ~ 1:1.5)	○
CM-367	For blindstitching waist lining on trousers and other heavy weight material. With automatically depressed plunger. No thread pull over cross seam. The upper cloth layer only is being pierced.	—
CM-370	For making 4 folded belt loops. With trimming knives for cutting both edges of material.	—
CM-374	Pedal switch feeding control type machine, which enables shirring during sewing. With differential feed (Differential ratio 1:1 ~ 1:1.5)	○



Specification and appearance on this catalogue are subject to change without notice.
For correct handling of products described on this catalogue, please read instructions carefully before operation.

YAMATO SEWING MACHINE MFG. CO., LTD.
http://www.yamato-sewing.com

YAMATO U.S.A. INC.
YAMATO EUROPE GmbH.
YAMATO (HONG KONG) CO., LTD.
雅瑪特(香港)有限公司 東莞代表處
大和縫紉機(寧波)有限公司
大和縫紉機製造株式會社 青島事務所
大和縫紉機製造株式會社 上海事務所
YAMATO SINGAPORE PTE LTD.

HEAD OFFICE
4-12, 4-CHOME, NISHI-TENMA, KITA-KU, OSAKA, 530-0047, JAPAN
TEL:+81-6-6364-5621/FAX:+81-6-6364-7185/E-mail:export-dept@yamato-sewing.com


TEL:+1-803-548-0334/FAX:+1-803-548-0405
TEL:+49-40-355347-0/FAX:+49-40-354371/E-mail:sales@yamato.de
TEL:+852-2721-0251/FAX:+852-2723-0444/E-mail:yamato@yamato-sewing.com.hk
TEL:+86-769-86231363/FAX:+86-769-86231362
TEL:+86-574-86800518,86800558/FAX:+86-574-86800555/E-mail:marketing@yamato-china.com
TEL:+86-532-85783175/FAX:+86-532-85783172
TEL:+86-21-64400017,64400018/FAX:+86-21-64400021
TEL:+65-6287-1955/FAX:+65-6287-1028/E-mail:sales@yamato-sewing.com.sg
M/S. YAMATO SINGAPORE PTE LTD., INDIA LIAISON OFFICE (TIRUPUR BRANCH) TEL:+91-421-4333701/FAX:+91-421-4333702/E-mail:yamato-sewing@airtelbroadband.in
M/S. YAMATO SINGAPORE PTE LTD., INDIA LIAISON OFFICE (DELHI BRANCH) TEL:+91-11-41803280/FAX:+91-11-40574681
YAMATO SINGAPORE PTE LTD., CUSTOMER SERVICE CORRESPONDENT IN JAKARTA, INDONESIA FAX:+62-21-781-8727
YAMATO SINGAPORE PTE LTD., BANGLADESH LIAISON OFFICE TEL:+88-02-899-1864/FAX:+88-02-899-1865
YAMATO MEXICO OFFICE TEL:+52-55-5784-9090/FAX:+52-55-5578-1470
THE RESIDENT REPRESENTATIVE OFFICE OF YAMATO SEWING MACHINE MFG. CO., LTD IN HO CHI MINH CITY TEL:+84-8-62966057/FAX:+84-8-38113384

Copyright: Yamato Sewing Machine Mfg. Co., Ltd Catalogue No.4012E Edition No.4.01/2012



Unique threading for easy control thread tension.

This threading enables easy change of thread tension. The seam is fastened by moving Needle Thread Pull-off Eyelet (A) to the left, and loosened by moving it to the right.
(Standard equipment)



Push button type stitch length adjuster

Stitch length can be adjusted by touching the push button on the arm bed with turning Pulley.




Uniform seaming regardless of sewing speed.

Yamato's original thread tension controllers-big one and small one on the arm bed-ensure uniform seam while sewing at high or low speed.



Stable seam ensured by Looper Adjusting Lever.

Looper Adjustment Lever (B) is equipped as standard for easy adjustment of looper position according to needle size.



Device for safe operation.

Finger Guard is equipped around the looper carrier for operator's safety and prevention from trouble such as entangled fabric around moving parts.




Stitch Selector to change Skip to Non-skip stitch.

One touch change of skip stitch (to change one stitch and skip one) and non-skip stitch (to catch each stitch) by flip lever on stitch selector.
(Equipped on: CM352, 360, 364 and 374 only)



Felling depth control by Penetration Dial.

Felling depth is changed simply by turning Penetration Dial (E) to "MORE" or "LESS". In case felling depth should be needed beyond the movable range of the dial, remove the Screw (F): the turn of its inside screw offers the felling depth suitable for the material.



Lever movement adjusts spring pressure.

The spring pressure of Cloth Retainer (C) is adjusted easily by Lever (D); available for blindstitching suitable for the material.
Besides, it is easy to see the Ridge Forming Plate and Cloth Retainer and enables easy material handling.
(Equipped on: CM351, 352, 364, and 374 only)

