

AMS-224E Series

Computer-controlled Cycle Machine with Input Function

450

AMS-224E-4530
450mm(D)×300mm(Y)

600

AMS-224E-6030
600mm(D)×300mm(Y)



●AMS-224EHS6030

AMS-224E Series

The machine speedily finishes a wider sewing area. It substantially reduces the cycle time.

The machine achieves the highest sewing speed of 2,500rpm am
 With its higher productivity, the machine is applicable to various



●AMS-224EHS6030

AMS-224E-4530/IP410 [450mm(X)×300mm(Y)] AMS-224E-6030/IP410 [600mm(X)×300mm(Y)]

The cycle machine, which has a wider sewing area, achieves an improved seam quality, increased productivity and easier operation.

The machine not only achieves higher productivity due to instantaneous increases/decreases in sewing speed at the beginning/end of sewing and increased speed of thread trimming, but also achieves a flexible responsiveness to materials to promise enhanced seam quality due to JUKI's unique active tension and programmable intermediate presser. The AMS-E Series has been favorably received in the market because of its ease of use, achieved by the smooth setting of sewing material and the large-sized color liquid crystal touch panel.

The following two additional models are now added to the Series:


The AMS-224E-4530 [450mm(X)×300mm(Y)]

The AMS-224E-6030 [600mm(X)×300mm(Y)]


A newly developed encoder-controlled stepping motor system has been adopted for the X-Y feed mechanism. This contributes to more accurate sewing performance and increased productivity.

Sewing areas of the 4530 and 6030 models

The two models offer different sewing areas which differ in size.



AMS-224EHS
4530



AMS-224EHS
6030


Power consumption is substantially reduced




The AMS-224E has been designed laying importance on electrical power saving for increased economization. The machine has adopted the direct-drive system utilizing a compact-sized AC servomotor to drive the machine head. It has also adopted an encoder control system which drives the stepping motor with a minimum electrical power according to the weight of the material and stitch length for the material-feeding X-Y drive. With these two systems, the average power consumption of the machine is reduced by 30% during operation and 45% during standby as compared with our conventional model (AMS-224C).

* The graph provides a comparison between the AMS-224E and AMS-224C when sewing shape tracing (approximately 1,000 stitches) of the upper parts of right and left shoes under the continuous sewing mode.

Power consumption during operation*



Power consumption on standby



ong those with a similar sewing area.
materials and stitching types.



Applications



The machine performs various kinds of stitching, making the most out of its wider sewing area in various sewing applications such as attaching handles to bags and pouches, attaching belts, sewing many small parts at a time, attaching parts to shoes and sports shoes (one pair of shoes) and sewing air bags.



Higher productivity

- The machine achieves the highest sewing speed of 2,500rpm among those with a similar sewing area. The maximum sewing speed is reached by the 2nd stitch from the beginning of sewing. The machine remains at the maximum sewing speed until just before the end of sewing and decelerates instantaneously.
- JUKI's unique stepping-motor controlled thread trimming mechanism is adopted to enable speedy and consistent thread trimming performance, substantially reducing the total cycle time.
- The machine demonstrates enhanced responsiveness due to the adoption of a main-shaft direct-drive system.

Cycle time*

AMS-224C
(conventional model)

AMS-224E



Machine time →

The machine comes with various features for achieving beautiful seams. With these features, the machine dramatically improves seam quality.

Quality

The position of the feed can be checked during sewing by means of the encoder-controlled X-Y drive stepping motor. This remarkably improves accuracy of the feed. As a result, deformation of a sewing pattern which is likely to occur when sewing at a high speed or sewing a heavy-weight material is significantly reduced.



Semi-dry head

The frame (needle bar unit and thread take-up unit) is lubricated with grease, and the hook is fed with a minute quantity of oil from the oil tank. JUKI's advanced dry technology, which is utilized in a number of our sewing machine models, protects your products from being stained with oil.

Conventional AMS Series



Lubrication / circulation diagram



Lubrication diagram

Active tension

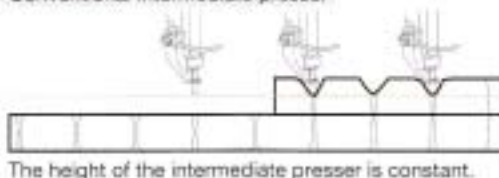
Market-proven active tension has been introduced to the needle thread tension controller. With the active tension, pinpoint changes in the needle thread tension during sewing are enabled. The needle thread tension, therefore, can be set in conjunction with the material thickness and can be corrected according to the direction of sewing on a stitch-by-stitch basis through the operation panel. Since the needle thread tension is reproducible, supporting a broader range of sewing conditions, the time required for setup changing upon process changeover can be reduced.



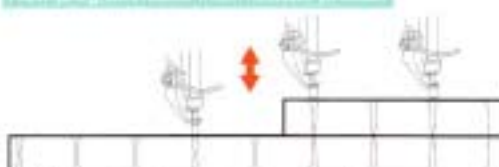
Programmable intermediate presser

With the programmable intermediate presser, the height of the lower dead point of the intermediate presser can be set according to the material thickness, thereby not only preventing troubles in sewing such as stitch skipping and thread breakage, but also protecting the sewing product from being damaged by the presser. The height setting can be changed with ease even during sewing. The machine finishes beautiful uniform seams free from stitch skipping even on multiple parts of the material by the ideal combination of the active tension and programmable intermediate presser.

Conventional intermediate presser



New programmable intermediate presser



The machine has been designed to achieve operator-friendliness. Its large-sized liquid crystal touch panel substantially improves workability.

Operability

Hand pulley

With the hand pulley which is laid out on the machine arm, not only the height of the needle bar or intermediate presser but also the needle entry point at the time of data programming can be adjusted with ease



IP-410

Operation panel provided with programmable functions

The large-sized liquid crystal touch panel, which has been developed to ensure ease of operation, dramatically increases efficiency in edit work. The IP-410 touch panel offers market-proven ease of operation. It is provided with a wide screen and programmable functions. The color LCD unit displays sewing data such as stitch shape, needle thread tension, enlargement/reduction ratio, maximum sewing speed and the number of stitches at a glance. For data edit operations, detailed data is shown on the screen simply by lightly pressing the display icon, thus contributing to dramatically enhanced efficiency.



Feeding frame

The feeding frame lift is 30mm at the maximum. This enables easy setting of a heavy-weight material on the machine.



PK 2-pedal unit (with a mechanical valve pedal)

The mechanical valve goes up and comes down corresponding to the depressed depth of the pedal. This enables easy positioning of a part to be sewn.



Hook driving shaft pulley

A pulley is also provided on the lower part of the machine. This enables easy adjustment of the hook.




Options

Programming software for computer-controlled sewing machines 「PM-1」Ver.3 Windows Vista Compatible

On the PM-1 programming software, a sewing data shape can be checked more precisely as compared with the IP-410.

As a result, frequent trial stitching can be directly done in repetition when editing complicated and fine sewing shape data, thereby allowing the operator to create a sewing shape as desired free from stress possibly caused by editing.



■ Devices / Parts

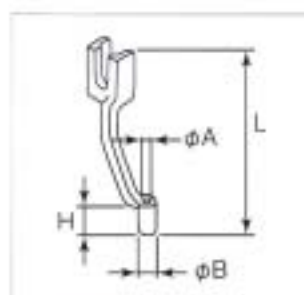
Model	Part No.	Description	Feature
—	40035892	Needle cooler (asm.)	It blows air on the needle to prevent thread breakage due to heat.
—	40035867	Side wiper (asm.)	A side wiping type is also available depending on the sewing products or sewing conditions.
—	40080837	Wiper relay cable asm.	
—	40072202	Cassette holder (asm.) for 4530	The next material to be sewn can be placed between the top and bottom plates of the cassette holder while the machine is still engaged in the sewing of the currently set material.
—	40072197	Cassette holder fixing base (asm.) for 4530	
—	40072204	Cassette holder (asm.) for 6030	
—	40072215	Cassette holder fixing base (asm.) for 6030	
—	40072149	Lower plate blank for 4530	Metallic feed plate blank for machining
—	40072150	Lower plate blank for 6030	
—	40072310	Tension controller No. 3 asm.	It reduces the load applied to thick thread by being used in combination with the active tension.
MU15	—	Milling unit	The unit can be mounted on the main body of the sewing machine to carry out the milling operations of work clamps or feed plates.



Cassette holder



Needle cooler




Needle / Needle hole guide

■ Needle / Needle hole guide / Intermediate presser corresponding table

Needle Number	Thread Number	Needle hole guide			Intermediate presser	
		Part No.	Needle hole diameter	Application	Part No.	Dimension (φA×φB×H×L)
#14~#18	#50~#20	B242621000B	φ2.0	Medium- to heavy-weight (H type)	B1601210D0FA (standard)	φ2.2×φ3.6×8.7×41.5
#18~#21	#20~#08	B242621000D	φ2.4	Heavy-weight (option)	B1601210D0BA (option)	φ2.7×φ4.1×5.7×38.5
		B242621000F	φ3.0			
#22~#25	#08~#02	B242621000G	φ3.0 (with counterbore)	Extra heavy-weight (option)	B1601210D0CA (option)	φ3.5×φ5.5×5.7×38.5
	#20~#02	B242621000H	φ3.0 (with eccentric)	For the prevention of stitch skipping on heavy-weight materials (option)		

Work clamp blank for machining

Part No.	Description	
40072301	Aluminum blank plate for the 4530	
40072305	Aluminum blank plate for the 6030	

* The blank plate is to be fixed onto the monolithic feeding frame from the underside.

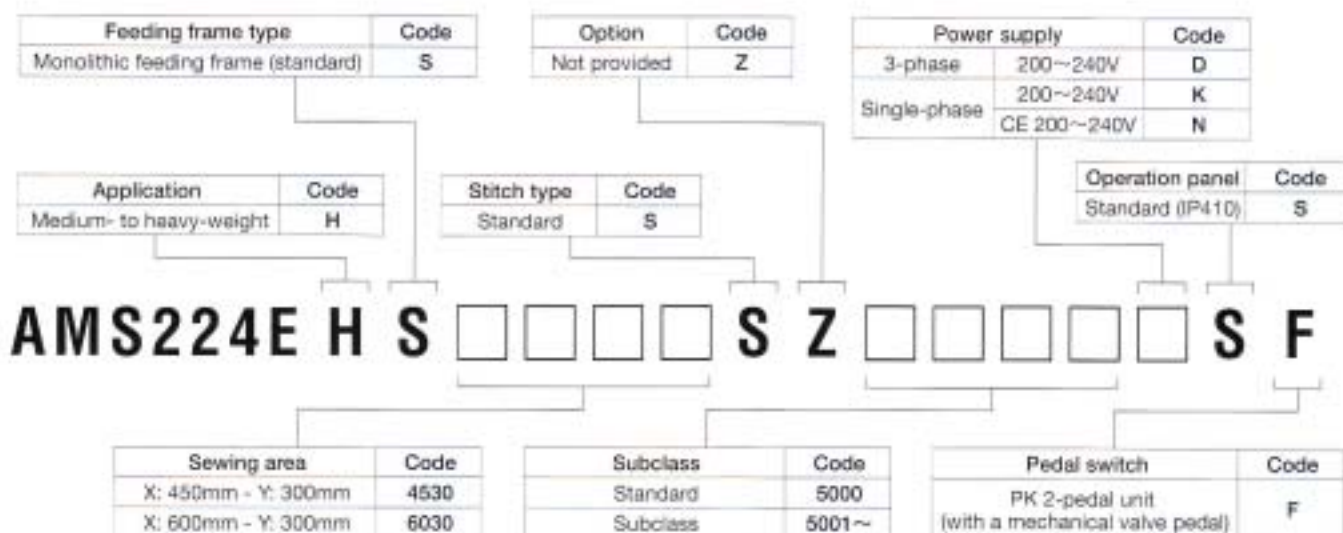
Feed plate blank for machining

Part No.	Description	
40072300	Feed plate inner plate sheet (with adhesive tape) for the 4530	
40072302	Feed plate aluminum inner plate for the 4530	
40072303	Feed plate plastic inner plate for the 4530	
40072304	Feed plate inner plate sheet (with adhesive tape) for the 6030	
40072306	Feed plate aluminum inner plate for the 6030	
40072307	Feed plate plastic inner plate for the 6030	

* Fit the inner plate in the feed plate and fix by adhering the inner plate sheet onto the plate from the underside.

When you place orders

Please note when placing orders, that the model name should be written as follows:



● To order, please contact your nearest JUKI distributor.

SPECIFICATIONS

Model name	AMS-224EHS4530	AMS-224EHS6030
Application	Medium-to heavy-weight: H	
Feeding frame type	Monolithic feeding frame: S Pneumatic work clamp	
Max. sewing speed	2,500rpm (stitch length 3mm or less)	
Sewing area	450mm (X) x300mm (Y)	600mm (X) x300mm (Y)
Settable stitch length	0.1~12.7mm (0.05mm step)	
Needle bar stroke	41.2mm	
Lift of the feeding frame	Max. 30mm	
Stroke of intermediate presser	Standard 4mm (0~10mm)	
Lift of the intermediate presser	20mm	
Variable lower position of the intermediate presser	Standard 0~3.5mm (max. 0~7.0mm)	
Change in height of the intermediate presser	Stepless control by programming (controlled by a stepping motor)	
Needle thread tension	Active tension (electronic thread tension control mechanism)	
Needle thread breakage detecting device	Provided as standard	
Needle thread clamp	Stepping-motor driven clamping on the underside of the throat plate	
Prevention of the slip-off of thread at the beginning of sewing	Prevented by the needle thread clamp and active tension	
Thread trimming device	High-speed thread trimming mechanism driven by a stepping motor	
Needle (at the time of delivery)	DPx17 (#18)	
Thread	#50~#2	
Hook	Double-capacity shuttle hook	
Storage of pattern data in the memory	EEP-ROM: Max. 200 patterns (max. 20,000 stitches / pattern) External media (CompactFlash): Max. 999 patterns (Max. 50,000 stitches / pattern)	
Enlarging / Reducing facility	Pattern can be enlarged/reduced independently in the X and Y directions 1%~400% (0.1% step)	
Enlarging / Reducing system	Pattern enlargement / reduction can be done by increasing / decreasing either stitch length or the number of stitches (At the time of pattern selection, only the stitch length can be increased/decreased.)	
Pattern selecting function	Pattern number selection EEP-ROM:1~200, External media (CF card): 1~999	
Bobbin thread counter Product counter	Up / Down system (0~9,999)	
Lubrication	Semi-dry type (The frame is lubricated with grease / The hook and hook driving shaft gear box are lubricated from a tank)	
Lubricating oil	Hook: JUKI New Defrix Oil No.2 (equivalent to ISO VG32)	
Sewing machine motor	Compact AC servomotor (direct-drive system)	
Power requirement Power consumption	Single-phase, 3-phase 200~240V / 550VA	
Compressed air	0.5~0.55MPa (Max. 0.55MPa)	
Air consumption	1.8dm ³ / min (ANR)	
Total weight	401kg	410kg
Dimensions	1,703mm (W) x1,370mm (D) x1,200mm (H) (without thread stand)	1,923mm (W) x1,370mm (D) x1,200mm (H) (without thread stand)

For CompactFlash™, please use genuine JUKI products.
CompactFlash™ is a registered trademark of SanDisk Corporation, U.S.A.
Microsoft Windows is a trademark of Microsoft Corporation, U.S.A., registered in the U.S.A. and other countries.



JUKI CORPORATION HEAD OFFICE

JUKI Corporation operates an environmental management system to promote and conduct the following as the company engages in the research, development, design, sales, distribution, and maintenance of industrial sewing machines, household sewing machines, industrial robots, etc., and in the provision of sales and maintenance services for data entry systems.

- The development of products and engineering processes that are safe to the environment.
- Green procurement and green purchasing.
- Energy conservation (reduction in carbon dioxide emissions).
- Waste-to-energy (reduction of waste to landfill, etc.).
- Reduction and recycling of waste.
- Employment of regular employees (model unit procurement of technology, training, etc.).

JUKI[®]
JUKI CORPORATION
MARKETING & SALES H.Q.

8-2-1, KOKURYO-CHO, CHOFU-SHI,
TOKYO 182-8655, JAPAN
PHONE : (81) 3-3480-2357, 2358
FAX : (81) 3-3430-4909
<http://www.juki.com>

* Specifications and appearance are subject to change without prior notice for improvement.
* Read the instruction manual before putting the machine into service to ensure safety.
* This catalogue prints with environment-friendly soyink on recycle paper.